

Emertimi dhe Forma ligjore

UNITED QUARRIES SHPK

NIPT -i

J62904210Q

Adresa e Selise

BRADASHESH ELBASAN

Data e krijimit

04 Qershor 1996

Nr. i Regjistrimit Tregëtar

802546

Veprimtaria Kryesore

NXJERJA PERPUNIMI, FRAKSIONIMI I GURIT

GELQEROR

# PASQYRAT FINANCIARE

( Ne zbatim te Standartit Kombetar te Kontabilitetit Nr.2 dhe  
Ligjit Nr. 9228 Date 29.04.2004 Per Kontabilitetin dhe Pasqyrat Financiare )

## Viti 2012

Pasqyra Financiare jane individuale

Individuale

Pasqyra Financiare jane te konsoliduara

JO

Pasqyra Financiare jane te shprehura ne

Lek

Pasqyra Financiare jane te rumbullakosura ne

Lek

Periudha Kontabel e Pasqyrave Financiare

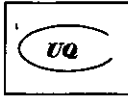
Nga 01.01.2012

Deri 31.12.2012

Data e mbylljes se Pasqyrave Financiare

31 MARS 2013

**UNITED QUARRIES  
SH.P.K ELBASAN**






# United Quarries

Elbasan / ALBANIA  
Tel & Fax: ++ 355 545 2809

NIPT: J62904210Q

## Bilanci Kontabel

| Nr. Ref.  | AKTIVET   | Shenime | Viti Ushtimor      |                    |
|-----------|---|---------|--------------------|--------------------|
|           |   |         | 31 Dhjetor 2012    | 31 Dhjetor 2011    |
| <b>I</b>  | <b>Aktive Afatshkurtra</b>                                |         |                    |                    |
| 1         | Mjetet Monetare   | 4       | 1,146,609          | 1,053,954          |
| 2         | Derivate dhe Aktive Financiare te mbajtur per tregtim     |         | 0                  | 0                  |
| a)        | Derivatet   |         | 0                  | 0                  |
| b)        | Aktivet e mbajtur per tregtim                             |         | 0                  | 0                  |
|           | <b>Totali</b>   |         | <b>1,146,609</b>   | <b>1,053,954</b>   |
| 3         | Aktive te tjera Financiare afatshkurter                   |         |                    |                    |
| a)        | Llogari kerkesa te arketueshme                            | 5       | 659,096            | 659,096            |
| b)        | Llogari kerkesa te tjera te arketueshme                   | 6       | 158,270,843        | 164,919,530        |
| c)        | Instrumente te tjera borxhi                               |         | 0                  | 0                  |
| d)        | Investime te tjera financiare                             |         | 0                  | 0                  |
|           | <b>Totali</b>   |         | <b>158,929,939</b> | <b>165,578,626</b> |
| 4         | Inventari   |         |                    |                    |
| a)        | Lendet e para   | 7       | 10,961,553         | 12,190,850         |
| b)        | Prodhimi ne proces  | 8       | 2,266,829          | 1,624,989          |
| c)        | Produkte te gatshme                                       |         | 0                  | 0                  |
| d)        | Mallra per rishitje                                       |         | 0                  | 0                  |
| e)        | Parapagesat per furnizime                                 |         | 0                  | 0                  |
|           | <b>Totali</b>   |         | <b>13,228,382</b>  | <b>13,815,839</b>  |
| 5         | Aktive Biologjike afatshkurter                            |         |                    |                    |
| 6         | Aktive Afatshkurtra te mbajtur per shitje                 |         |                    |                    |
| 7         | Parapagime dhe shpenzime te shtyra                        | 9       | 205,845            | 273,416            |
|           | <b>Total i Aktiveve Afatshkurtra</b>                      |         | <b>173,510,775</b> | <b>180,721,835</b> |
| <b>II</b> | <b>Aktive Afatgjata</b>                                   |         |                    |                    |
| 1         | Investime financiare afatgjata                            |         |                    |                    |
| a)        | Aksione dhe pjesemarrje te tjera ne njesi te kontrolluara |         | 0                  | 0                  |
| b)        | Aksione dhe investime te tjera ne pjesemarrje             |         | 0                  | 0                  |
| c)        | Aksione dhe letra te tjera me vlere                       |         | 0                  | 0                  |
| c)        | Llogari kerkesa te arketueshme                            |         | 0                  | 0                  |
|           | <b>Totali</b>   |         | <b>0</b>           | <b>0</b>           |
|           | <b>Aktive Afatgjata Materiale</b>                         |         |                    |                    |
| a)        | Toka  | 10      | 4,048,400          | 4,048,400          |
| b)        | Ndertesa (neto)   | 10      | 10,093,367         | 10,624,594         |
| c)        | Makineri dhe pajisje (neto)                               | 10      | 179,764,984        | 185,464,779        |
| c)        | Aktive te tjera afatgjata materiale (neto)                | 10      | 14,771,484         | 14,264,495         |
|           | <b>Totali</b>   |         | <b>208,678,235</b> | <b>214,402,269</b> |
| 3         | Aktive Biologjike Afatgjate                               |         |                    |                    |
| 4         | Aktive Afatgjata Jomateriale                              |         | 0                  | 0                  |
| a)        | Emri i mire   |         |                    |                    |
| b)        | Shpenzimet e zhvillimit                                   |         |                    |                    |
| c)        | Aktive te tjera afatgjata jomateriale                     |         |                    |                    |
|           | <b>Totali</b>   |         | <b>0</b>           | <b>0</b>           |
| 5         | Kapitali aksionar i papaguar                              |         |                    |                    |
| 6         | Aktive te tjera afatgjata (ne proces)                     | 10      | 4,497,834          | 6,754,462          |
|           | <b>Totali i Aktiveve Afatgjata</b>                        |         | <b>213,176,069</b> | <b>221,156,731</b> |
|           | <b>TOTALI AKTIVEVE</b>                                    |         | <b>386,686,845</b> | <b>401,878,567</b> |

**UNITED QUARRIES  
SH.P.K ELBASAN**



# United Quarries


Elbasan / ALBANIA  
Tel & Fax: ++ 355 545 2809

NIPT: J62904210Q

## Bilanci Kontabel

| Nr. Ref.   | PASIVET DHE KAPITALI                         | Shenime   | Viti Ushtrimor     |                    |
|------------|--|-----------|--------------------|--------------------|
|            |  |           | 31 Dhjetor 2012    | 31 Dhjetor 2011    |
| <b>I</b>   | <b>Pasivet Afatshkurta</b>                   |           |                    |                    |
| 1          | Derivatet                                    |           |                    |                    |
| 2          | Huamarrjet                                   |           |                    |                    |
| a)         | Huate dhe obligacionet afatshkurtra          | 11        | 27,917,852         | 27,785,853         |
| b)         | Kthimet/Ripagimet e huave afatgjata          |           |                    |                    |
| c)         | Bono te konvertueshme                        |           |                    |                    |
|            | <b>Totali</b>                                |           | <b>27,917,852</b>  | <b>27,785,853</b>  |
| 3          | Huate dhe parapagimet                        |           |                    |                    |
| a)         | Te pagueshme ndaj furnitoreve                | 12        | 18,567,847         | 20,597,367         |
| b)         | Te pagueshme ndaj punonjesve                 | 13        | 1,393,303          | 707,228            |
| c)         | Detyrimet tatimore                           | 14        | 906,582            | 963,673            |
| ç)         | Te tjera                                     | 15        | 59,224,674         | 44,567,829         |
| 3)         | Parapagimet e arketueshme                    |           |                    |                    |
|            | <b>Totali</b>                                |           | <b>80,092,405</b>  | <b>66,836,097</b>  |
| 4          | Grantet dhe te ardhura te shtyra             |           |                    |                    |
| 5          | Provizionet afatshkurtra                     |           |                    |                    |
|            | <b>Pasive Totale Afatshkurtra</b>            |           | <b>108,010,257</b> | <b>94,621,950</b>  |
| <b>II</b>  | <b>Pasivet Afatgjata</b>                     |           |                    |                    |
| 1          | Huate afatgjata                              |           |                    |                    |
| a)         | Hua, bono dhe detyrime nga qeraja financiare |           |                    |                    |
| b)         | Bonot e konvertueshme                        |           |                    |                    |
|            | <b>Totali</b>                                |           | <b>-</b>           | <b>-</b>           |
| 2          | Huamarrje te tjera afatgjata                 | 16        | 34,897,485         | 62,518,490         |
| 3          | Provizionet afatgjata                        |           |                    |                    |
| 4          | Grantet dhe te ardhura te shtyra             |           |                    |                    |
|            | <b>Pasive Totale Afatgjata</b>               |           | <b>34,897,485</b>  | <b>62,518,490</b>  |
|            | <b>Totali i pasiveve</b>                     |           | <b>142,907,742</b> | <b>157,140,440</b> |
| <b>III</b> | <b>Kapitali</b>                              |           |                    |                    |
| 1          | Akisonet e pakices                           |           |                    |                    |
| 2          | Kapitali i aksionereve te shoqerise meme     |           |                    |                    |
| 3          | Kapitali i aksionar                          |           | 160,000,000        | 160,000,000        |
| 4          | Primi i aksionit                             |           |                    |                    |
| 5          | Njesite ose aksionet e thesarit              |           |                    |                    |
| 6          | Rezerva statutore                            |           |                    |                    |
| 7          | Rezerva ligjore                              |           | 3,544,964          | 3,544,964          |
| 8          | Rezerva te tjera                             |           | 11,321,024         | 11,321,024         |
| 9          | Fitimi i pashperndare                        |           | 69,872,139         | 67,219,969         |
| 10         | Fitimi (humbje) e vitit financiar            |           | 959,024            | 2,652,170          |
|            | <b>Totali i Kapitalit</b>                    | <b>17</b> | <b>243,779,103</b> | <b>244,738,127</b> |
|            | <b>TOTALI I PASIVEVE DHE KAPITALIT</b>       |           | <b>386,686,845</b> | <b>401,878,567</b> |

Curves Rows



**UNITED QUARRIES  
SH.P.K ELBASAN**



# United Quarries

Elbasan / ALBANIA  
Tel & Fax: ++ 355 545 2809

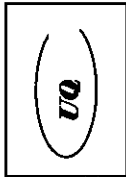
NIPT: J62904210Q

## Pasqyra e te Ardhurave dhe Shpenzimeve

| Nr. Ref. | Pershkrimi  |    | VITI USHTRIMOR   |                  |
|----------|---|----|------------------|------------------|
|          |   |    | 31 Dhjetor 2012  | 31 Dhjetor 2011  |
| 1        | Shitje neto   | 19 | 68,449,050       | 98,678,300       |
| 2        | Te ardhura te tjera nga veprimtarite e shfrytezimit                     | 19 | 16,089,162       | 591,790          |
| 3        | Ndryshimet ne inventarin e Produktit te Gatshem dhe Produktit ne Proces |    | 641,840          | (713,044)        |
| 4        | Puna e kryer nga njesia ek per qellime te veta                          |    | -                | -                |
| 5        | Mallra, lendet e para dhe sherbimet                                     |    | (41,855,544)     | (46,310,348)     |
| a)       | Materiale   | 20 | (6,634,002)      | (8,576,091)      |
| b)       | Qera  |    | -                | -                |
| c)       | Energji, Uje  |    | (4,543,517)      | (4,938,216)      |
| d)       | Sherbime Roje   |    | (7,980,000)      | (8,120,000)      |
| e)       | Siguracione   |    | (725,421)        | (872,099)        |
| f)       | Sherbime dhe Furnitura  | 21 | (14,711,894)     | (18,748,510)     |
| g)       | Taksa, Tatime dhe te ngjashme   | 22 | (5,292,017)      | (4,073,576)      |
| h)       | Te Tjera  | 23 | (1,968,692)      | (981,855)        |
| 6        | Shpenzime te tjera nga veprimtarite e shfrytezimit                      |    | (364,282)        | (7,697)          |
| 7        | Shpenzimet e personelit   | 24 | (25,856,587)     | (27,928,320)     |
| a)       | Pagat   |    | (21,998,915)     | (23,659,562)     |
| b)       | Shpenzimet e sigurimeve shoqerore                                       |    | (3,857,672)      | (3,776,541)      |
| c)       | Shpenzimet per personelin   |    | -                | (492,217)        |
| 8        | Renia ne vlere dhe amortizimi   | 25 | (10,986,340)     | (11,411,460)     |
|          | Fitimi (humbja) nga veprimtarite e shfrytezimit                         |    | 6,117,300        | 12,899,221       |
| 1        | Te ardhurat/shpenzimet fin. nga njesi. kontrolluara                     |    | -                | -                |
| 2        | Te ardhurat/shpenzimet fin. nga pjesemarrjet                            |    | -                | -                |
| 3        | Te ardhura dhe shpenzime financiare                                     |    | (6,994,635)      | (9,943,723)      |
| 3/a      | Te ardhura/shpenzime finan. nga investime te tjera financiare           |    | -                | -                |
| 3/b      | Te ardhura dhe shpenzime financiare nga interesi                        | 26 | (6,678,205)      | (9,351,925)      |
| 3/c      | Fitimi dhe humbje nga kursi i kembimit                                  | 27 | (316,430)        | (591,798)        |
| 3/d      | Te ardhura dhe shpenzime te tjera financiare                            |    | -                | -                |
|          | <b>Totali i te ardhurave dhe shpenzimeve financiare</b>                 |    | <b>(877,336)</b> | <b>2,955,498</b> |
|          | Fitimi (humbja) para tatimit  |    | (877,336)        | 2,955,498        |
|          | Shpenzimet e tatimit mbi fitimin  | 18 | 81,689           | 303,329          |
|          | <b>Fitim (humbje) neto e vitit financiar</b>                            |    | <b>(959,025)</b> | <b>2,652,170</b> |
|          | Pjesa e fitimit neto per aksionaret e shoqerise meme                    |    |                  |                  |
|          | Pjesa e fitimit neto per akisoneret e pakices                           |    |                  |                  |

*Curran Rom*  
*Ulysi*

**UNITED QUARRIES  
SH.P.K ELBASAN**



**United Quarries**

Elbasan / ALBANIA

Tel & Fax: ++ 355 545 2809

NIPT: J62904210Q

**Pasqyra e Ndryshimeve ne Kapital**

Nje pasqyre e pa Konsoliduar

|   | Kapitali aksionar  | Primi aksionit | Aksione thesari | Rezerva ligjore   | Rezerva nga rivleresimi | Fitimi i pashperndare | TOTALI             |
|---|--------------------|----------------|-----------------|-------------------|-------------------------|-----------------------|--------------------|
| <b>I Pozicioni me 31 Dhjetor 2009</b>   | <b>160,000,000</b> | <b>0</b>       | <b>0</b>        | <b>12,332,882</b> | <b>6,738,278</b>        | <b>61,868,940</b>     | <b>240,940,100</b> |
| 1 Riklasifikime                         |                    |                |                 | (11,321,024)      | 4,582,746               | 6,738,278             | 0                  |
| 2 Transferim ne rezerven ligjore        |                    |                |                 | 2,533,106         |                         | (2,533,106)           | 0                  |
| 3 Fitimi neto per periudhen kontabel    |                    |                |                 |                   |                         | 1,145,856             | 1,145,856          |
| 4 Dividentet e paguar                   |                    |                |                 |                   |                         |                       | 0                  |
| 5 Rritja rezerves kapitalit             |                    |                |                 |                   |                         |                       | 0                  |
| <b>II Pozicioni me 31 Dhjetor 2010</b>  | <b>160,000,000</b> | <b>0</b>       | <b>0</b>        | <b>3,544,964</b>  | <b>11,321,024</b>       | <b>67,219,968</b>     | <b>242,085,956</b> |
| 1 Riklasifikime                         |                    |                |                 |                   |                         |                       | 0                  |
| 2 Transferim ne rezerven ligjore        |                    |                |                 |                   |                         |                       | 0                  |
| 3 Fitimi neto per periudhen kontabel    |                    |                |                 |                   |                         | 2,652,170             | 2,652,170          |
| 4 Dividentet e paguar                   |                    |                |                 |                   |                         |                       | 0                  |
| 5 Rritja rezerves kapitalit             |                    |                |                 |                   |                         |                       | 0                  |
| <b>III Pozicioni me 31 Dhjetor 2011</b> | <b>160,000,000</b> | <b>0</b>       | <b>0</b>        | <b>3,544,964</b>  | <b>11,321,024</b>       | <b>69,872,138</b>     | <b>244,738,126</b> |
| 1 Riklasifikime                         |                    |                |                 |                   |                         |                       | 0                  |
| 2 Transferim ne rezerven ligjore        |                    |                |                 |                   |                         |                       | 0                  |
| 3 Fitimi neto per periudhen kontabel    |                    |                |                 |                   |                         | (959,025)             | (959,025)          |
| 4 Dividentet e paguar                   |                    |                |                 |                   |                         |                       | 0                  |
| 5 Rritja rezerves kapitalit             |                    |                |                 |                   |                         |                       | 0                  |
| <b>III Pozicioni me 31 Dhjetor 2012</b> | <b>160,000,000</b> | <b>0</b>       | <b>0</b>        | <b>3,544,964</b>  | <b>11,321,024</b>       | <b>68,913,113</b>     | <b>243,779,101</b> |

CHANDER BERRA

**UNITED QUARRIES  
SH.P.K ELBASAN**



# United Quarries

Elbasan / ALBANIA  
Tel & Fax: ++ 355 545 2809

NIPT: J62904210Q

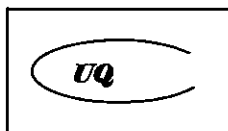
## Pasqyra e Fluksit Monetar - Metoda Indirekte

| Nr | Pasqyra e fluksit monetar - Metoda Indirekte   | Periudha            | Periudha            |
|----|--|---------------------|---------------------|
|    |  | Raportuese          | Para ardhesë        |
|    | <b>Fluksi i parave nga veprimtaria e shfrytezimit</b>  |                     |                     |
|    | Fitimi para tatimit  | (959,024)           | 2,652,169           |
|    | Rregullime per :   |                     |                     |
|    | Amortizimin  | 10,117,777          | 11,069,157          |
|    | Humbje nga kembimet valutore   | 329,390             | 577,461             |
|    | Te ardhura nga Investimet  |                     |                     |
|    | Shpenzime per interesa   |                     |                     |
|    | Rritje/renie ne tepricen e kerkesave te arketueshme nga aktiviteti, si dhe kerkesave te arketueshme te tjera | 6,705,318           | 12,888,655          |
|    | Rritje/renie ne Tepricen e inventarit  | 587,457             | (1,501,693)         |
|    | Rritje/renie ne tepricen e detyrimeve ,per tu paguar nga aktiviteti  | 13,302,024          | 5,493,204           |
|    | MM te perfituara nga aktivitetet   |                     |                     |
|    | Interesi i paguar  |                     |                     |
|    | Tatim mbi fitimin i paguar   |                     |                     |
|    | <b>MM neto nga aktivitetet e shfrytezimit</b>  | <b>30,082,942</b>   | <b>31,178,953</b>   |
|    | <b>Fluksi monetar nga veprimtarite investuese</b>  |                     |                     |
|    | Blerja e njesise kontrolluar X minus parate e Arketuara  |                     |                     |
|    | Blerja e aktiveve afatgjata materiale  | (2,137,114)         | (3,495,668)         |
|    | Te ardhura nga shitja e paisjeve   |                     |                     |
|    | Interesi i arketuar  |                     |                     |
|    | Dividentet e arketuar  |                     |                     |
|    | <b>MM neto te perdorura ne veprimtarite investuese</b>   | <b>(2,137,114)</b>  | <b>(3,495,668)</b>  |
|    | <b>Fluksi monetar nga aktivitetet financiare</b>   |                     |                     |
|    | Te ardhura nga emetimi i kapitalit aksioner  |                     |                     |
|    | Shtesa / (Pakesime) Ne huate   | (27,853,172)        | (28,125,173)        |
|    | Pagesat e detyrimeve te qerese financiare  |                     |                     |
|    | Dividentet e paguar  |                     |                     |
|    | <b>MM neto e perdorur ne veprimtarite Financiare</b>   | <b>(27,853,172)</b> | <b>(28,125,173)</b> |
|    | Rritja/Renia neto e mjeteve monetare   | 92,656              | (441,888)           |
|    | Mjetet monetare ne fillim te periudhes kontabel  | 1,053,954           | 1,495,842           |
|    | Mjetet monetare ne fund te periudhes kontabel  | 1,146,610           | 1,053,954           |

**UNITED QUARRIES  
SH.P.K ELBASAN**

*Elbasan*  
*[Signature]*

*[Signature]*



# United Quarries

Elbasan / ALBANIA  
Tel & Fax: ++ 355 545 2809

NIPT: J62904210Q

## Shenime per Pasqyrat Financiare

### Shenimi # 4 Arke dhe Banke

|                      | 31 Dhjetor 2012  | 31 Dhjetor 2011  |
|----------------------|------------------|------------------|
| Likuiditete ne Arke  | 180,871          | 26,206           |
| Likuiditete ne Banke | 965,738          | 1,027,748        |
| <b>TOTAL</b>         | <b>1,146,609</b> | <b>1,053,954</b> |

### Shenimi # 5 Llogari karkesa te Arketneshme

|                | 31 Dhjetor 2012 | 31 Dhjetor 2011 |
|----------------|-----------------|-----------------|
| Kliente vendas | 659,096         | 659,096         |
| <b>TOTALI</b>  | <b>659,096</b>  | <b>659,096</b>  |

### Shenimi # 6 Llogari karkesa te tjera te arketneshme

|                                 | 31 Dhjetor 2012    | 31 Dhjetor 2011    |
|---------------------------------|--------------------|--------------------|
| Seament International           | 705,040            | 716,297            |
| Seament Albania                 | 142,927,700        | 142,927,700        |
| Fushe Kruje Cement Factory      | 3,872,117          | 3,479,053          |
| Paradhenie per personelin       | 39,840             | 82,108             |
| Paradhenie per furnitoret       | 67,003             | 66,686             |
| TVSH e rimbursueshme            | 1,902,253          | 9,170,858          |
| Debitore te tjere               | 2,021,700          | 2,021,699          |
| Karkesa nga sigurimet shoqerore | 33,775             | 30,182             |
| Karkesa nga tatimet             | 644,319            | 589,489            |
| Tatim fitimi i parapaguar       | 6,057,096          | 5,835,457          |
| <b>TOTALI</b>                   | <b>158,270,843</b> | <b>164,919,530</b> |

**UNITED QUARRIES  
SH.P.K ELBASAN**



# United Quarries

Elbasan / ALBANIA  
Tel & Fax: ++ 355 545 2809

NIPT: J62904210Q

## Shenime per Pasqyrat Financiare

### Shenimi # 7 Lendet e para

|                    | <u>31 Dhjetor 2012</u> | <u>31 Dhjetor 2011</u> |
|--------------------|------------------------|------------------------|
| Materiale Ndhimese | 10,643,022             | 11,304,968             |
| Lende Djegese      | 282,380                | 848,139                |
| Te Tjera           | 36,151                 | 37,743                 |
| <b>TOTALI</b>      | <b>10,961,553</b>      | <b>12,190,850</b>      |

### Shenimi # 8 Prodhimi ne proces

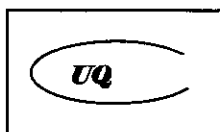
| <u>Description</u> | <u>31 Dhjetor 2012</u> | <u>31 Dhjetor 2011</u> |
|--------------------|------------------------|------------------------|
| Prodhim ne Proces  | 2,266,829              | 1,624,989              |
| <b>TOTAL</b>       | <b>2,266,829</b>       | <b>1,624,989</b>       |

### Shenimi # 9 Parapajime dhe shperzime te shtyra

|               | <u>31 Dhjetor 2012</u> | <u>31 Dhjetor 2011</u> |
|---------------|------------------------|------------------------|
| Siguracione   | 205,845                | 273,416                |
| <b>TOTALI</b> | <b>205,845</b>         | <b>273,416</b>         |

**UNITED QUARRIES  
SH.P.K ELBASAN**





# United Quarries

Elbasan / ALBANIA  
Tel & Fax: ++ 355 545 2809

NIPT: J62904210Q

## Shenime per Pasqyrat Financiare

### Shenimi # 10 Huatë dhe obligacionet afatshkurtra

|                          | <u>31 Dhjetor 2012</u> | <u>31 Dhjetor 2011</u> |
|--------------------------|------------------------|------------------------|
| Huamarje Afatshkurtra    | 27,917,852             | 27,785,853             |
| Interesa te perlogaritur | 0                      | 0                      |
| <b>TOTALI</b>            | <b>27,917,852</b>      | <b>27,785,853</b>      |


### Shenimi # 12 Te pagueshme ndaj furnitoreve

|               | <u>31 Dhjetor 2012</u> | <u>31 Dhjetor 2011</u> |
|---------------|------------------------|------------------------|
| Furnitore     | 18,567,847             | 20,597,367             |
| <b>TOTALI</b> | <b>18,567,847</b>      | <b>20,597,367</b>      |

### Shenimi # 13 Te pagueshme ndaj punonjeseve

|                        | <u>31 Dhjetor 2012</u> | <u>31 Dhjetor 2011</u> |
|------------------------|------------------------|------------------------|
| Pagat e Muajit Dhjetor | 1,393,303              | 707,228                |
| <b>TOTALI</b>          | <b>1,393,303</b>       | <b>707,228</b>         |

**UNITED QUARRIES  
SH.P.K ELBASAN**



# United Quarries

Elbasan / ALBANIA  
Tel & Fax: ++ 355 545 2809

NIPT: J62904210Q

## Shenime per Pasqyrat Financiare

### Shenimi # 14 Detyrimet tatimore

|                    | 31 Dhjetor 2012 | 31 Dhjetor 2011 |
|--------------------|-----------------|-----------------|
| Sigurime Shoqerore | 435,392         | 514,638         |
| TVSH               | 0               | 0               |
| Tatim Fitimi       | 0               | 0               |
| TAP                | 235,930         | 238,757         |
| Tatim ne Burim     | 235,260         | 210,278         |
| <b>TOTALI</b>      | <b>906,582</b>  | <b>963,673</b>  |

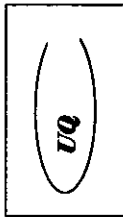
### Shenimi # 15 Te tjera

|                          | 31 Dhjetor 2012   | 31 Dhjetor 2011   |
|--------------------------|-------------------|-------------------|
| Seament Albania          | 0                 | 0                 |
| Seament Holding          | 4,058,695         | 4,123,497         |
| Fushkruje Cement Factory | 0                 | 0                 |
| Elbasan Cement Factory   | 55,165,978        | 24,643,161        |
| Detyrime te Tjera        | 0                 | 15,801,172        |
| <b>TOTALI</b>            | <b>59,224,674</b> | <b>44,567,829</b> |

### Shenimi # 16 Huate dhe obligacionet afatgjata

|                            | 31 Dhjetor 2012   | 31 Dhjetor 2011   |
|----------------------------|-------------------|-------------------|
| Huamarrje afatgjata        | 34,897,485        | 62,518,490        |
| Interesa te perllogaritura | 0                 | 0                 |
| <b>TOTALI</b>              | <b>34,897,485</b> | <b>62,518,490</b> |

**UNITED QUARRIES  
SH.P.K ELBASAN**



# United Quarries

Elbasan / ALBANIA

Tel & Fax: ++ 355 545 2809

NIPT: J62904210Q

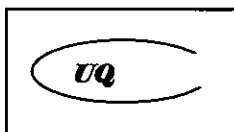
## Shenime per Pasqyrat Financiare

Shenimi # 10 Aktive Aftargjate Materiale

|                             | Toka      | Ndertesa    | Makineri Dhe Pajisje | Mjete Transporti | Pajisje Elektronike | Pajisje Zytrash | Aktive ne Procs | Totali      |
|-----------------------------|-----------|-------------|----------------------|------------------|---------------------|-----------------|-----------------|-------------|
| <b>Vlera Bruto</b>          |           |             |                      |                  |                     |                 |                 |             |
| Me 31 Dhjetor 2011          | 4,048,400 | 189,053,475 | 272,262,869          | 53,648,592       | 451,648             | 550,295         | 6,754,462       | 526,769,742 |
| Shtesa                      | -         | -           | 1,417,127            | 1,952,833        | -                   | -               | -               | 3,369,959   |
| Transferime                 | -         | -           | 2,256,628            | -                | -                   | -               | (2,256,628)     | 0           |
| Pakesime                    | -         | -           | -                    | 1,232,845        | -                   | -               | -               | 1,232,845   |
| Me 31 Dhjetor 2012          | 4,048,400 | 189,053,475 | 275,936,624          | 54,368,580       | 451,648             | 550,295         | 4,497,834       | 528,906,856 |
| <b>Amortizimi Akumuluar</b> |           |             |                      |                  |                     |                 |                 |             |
| Me 31 Dhjetor 2011          | -         | 178,428,880 | 86,798,090           | 39,448,110       | 440,270             | 497,660         | 0               | 305,613,010 |
| Shtesa                      | -         | 531,228     | 9,373,550            | 1,068,194        | 2,844               | 10,524          | -               | 10,986,340  |
| Pakesime                    | -         | -           | -                    | (868,563)        | -                   | -               | -               | (868,563)   |
| Me 31 Dhjetor 2012          | -         | 178,960,108 | 96,171,640           | 39,647,741       | 443,114             | 508,184         | 0               | 315,730,787 |
| <b>Vlera Neto</b>           |           |             |                      |                  |                     |                 |                 |             |
| Me 31 Dhjetor 2011          | 4,048,400 | 10,624,595  | 185,464,779          | 14,200,482       | 11,378              | 52,635          | 6,754,462       | 221,156,732 |
| Me 31 Dhjetor 2012          | 4,048,400 | 10,093,367  | 179,764,984          | 14,720,839       | 8,534               | 42,111          | 4,497,834       | 213,176,069 |

UNITED QUARRIES  
SH.P.K ELBASAN

Pyramus Egan  
M. K. K.



# United Quarries

Elbasan / ALBANIA  
Tel & Fax: ++ 355 545 2809


NIPT: J62904210Q

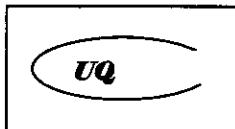
## Shenime per Pasqyrat Financiare

| Shenimi # 19  | Shitje neto       |                   |
|---------------|-------------------|-------------------|
|               | 31 Dhjetor 2012   | 31 Dhjetor 2011   |
| Shitje Guri   | 68,449,050        | 98,678,300        |
| <b>TOTALI</b> | <b>68,449,050</b> | <b>98,678,300</b> |

| Shenimi # 19           | Te ardhura te tjera nga veprimtari e shirtyezimit |                 |
|------------------------|---|-----------------|
|                        | 31 Dhjetor 2012                                   | 31 Dhjetor 2011 |
| Qera makineri te renda | 0   | 300,000         |
| Te Ardhura te tjera    | 16,089,162  | 291,790         |
| <b>TOTALI</b>          | <b>16,089,162</b>                                 | <b>591,790</b>  |

| Shenimi # 20       | Materiale          |                    |
|--------------------|--------------------|--------------------|
|                    | 31 Dhjetor 2012    | 31 Dhjetor 2011    |
| Materjale Ndhimese | (1,773,894)        | (2,107,138)        |
| Lende Djegese      | (3,976,598)        | (4,531,886)        |
| Pjese Kembimi      | (667,401)          | (1,883,149)        |
| Materjale te Tjera | (216,109)          | (53,917)           |
| <b>TOTALI</b>      | <b>(6,634,002)</b> | <b>(8,576,091)</b> |

  
**UNITED QUARRIES  
SH.P.K ELBASAN**



# United Quarries

Elbasan / ALBANIA  
Tel & Fax: ++ 355 545 2809

NIPT: J62904210Q

## Shenime per Pasqyrat Financiare

### Shenimi # 21 Sherbime dhe Furnitura

|                                    | 31 Dhjetor 2012     | 31 Dhjetor 2011     |
|------------------------------------|---------------------|---------------------|
| Mirmbajtje dhe riparime            | (811,243)           | (300,040)           |
| Personel nga jashte ndermarjes     | -                   | -                   |
| Pagesa te ndermjetsve dhe honorare | (439,733)           | (122,500)           |
| Sherbime Transporti                | (13,460,918)        | (18,325,970)        |
| <b>TOTALI</b>                      | <b>(14,711,894)</b> | <b>(18,748,510)</b> |

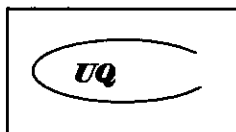
### Shenimi # 22 Taksa, tarime dhe te ngjashme

|                | 31 Dhjetor 2012    | 31 Dhjetor 2011    |
|----------------|--------------------|--------------------|
| Taksa Vendore  | (1,445,719)        | (1,445,718)        |
| Renta Minerare | (3,564,937)        | (2,325,989)        |
| Te tjera Taksa | (281,361)          | (301,869)          |
| <b>TOTALI</b>  | <b>(5,292,017)</b> | <b>(4,073,576)</b> |

### Shenimi # 23 Te tjera

|                              | 31 Dhjetor 2012    | 31 Dhjetor 2011  |
|------------------------------|--------------------|------------------|
| Gjoha dhe demshperblime      | (1,141,864)        | (14,499)         |
| Post Telekomunikacion        | (270,586)          | (269,486)        |
| Komisione dhe tarifa bankare | (70,141)           | (68,910)         |
| Kancelari                    | (13,708)           | (7,858)          |
| Shpenzime te tjera           | (472,393)          | (621,102)        |
| <b>TOTALI</b>                | <b>(1,968,691)</b> | <b>(981,855)</b> |

**UNITED QUARRIES  
SH.P.K ELBASAN**



# United Quarries

Elbasan / ALBANIA  
Tel & Fax: ++ 355 545 2809

NIPT: J62904210Q

## Shenime per Pasqyrat Financiare

### Shenimi # 24 Shpenzimet e personelit

|                                     | <u>31 Dhjetor 2012</u> | <u>31 Dhjetor 2011</u> |
|-------------------------------------|------------------------|------------------------|
| Pagat e personelit                  | (21,998,915)           | (23,659,562)           |
| Sigurime Shoqerore &<br>Shendetsore | (3,857,672)            | (3,776,541)            |
| Shpenzimet per personelin           | -                      | (492,217)              |
| <b>TOTALI</b>                       | <b>(25,856,587)</b>    | <b>(27,928,320)</b>    |

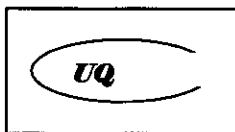
### Shenimi # 25 Amortizimi

|                      | <u>31 Dhjetor 2012</u> | <u>31 Dhjetor 2011</u> |
|----------------------|------------------------|------------------------|
| Shpenzime amortizimi | (10,986,340)           | (11,411,460)           |
| <b>TOTALI</b>        | <b>(10,986,340)</b>    | <b>(11,411,460)</b>    |

### Shenimi # 26 Te ardhurat dhe shpenzime financiare nga interesi

|                    | <u>31 Dhjetor 2012</u> | <u>31 Dhjetor 2011</u> |
|--------------------|------------------------|------------------------|
| Shpenzime Interesi | (6,678,349)            | (9,353,368)            |
| Interes i Fituar   | 144                    | 1,442                  |
| <b>TOTALI</b>      | <b>(6,678,205)</b>     | <b>(9,351,925)</b>     |

**UNITED QUARRIES  
SH.P.K ELBASAN**



# United Quarries

Elbasan / ALBANIA  
Tel & Fax: ++ 355 545 2809

NIPT: J62904210Q

## ***Shenime per Pasqyrat Financiare***

### **Shenimi # 27 Fitimi dhe humbje nga kursi / kembimit**

|                               | <b>31 Dhjetor 2012</b> | <b>31 Dhjetor 2011</b> |
|-------------------------------|------------------------|------------------------|
| Humbje nga Kursi Kembimit     | (428,774)              | (665,377)              |
| Te Ardhura nga Kursi Kembimit | 112,344                | 73,579                 |
| <b>TOTALI</b>                 | <b>(316,430)</b>       | <b>(591,798)</b>       |

### **Shenimi # 18 Shpenzimet e tatimit mbi fitimin**

|                          | <b>31 Dhjetor 2012</b> | <b>31 Dhjetor 2011</b> |
|--------------------------|------------------------|------------------------|
| Fitimi i Bilancit        | (877,335)              | 2,955,498              |
| Shpenzime te Pazbritshme | 1,694,229              | 77,789                 |
| Fitimi i Tatueshem       | 816,893                | 3,033,287              |
| <b>Tatim Ftimim 10%</b>  | <b>81,689</b>          | <b>303,329</b>         |

**UNITED QUARRIES  
SH.P.K ELBASAN**

Emri Kompanise: United Quarries

NIPT: J62904210Q

Inventari i materialeve dhe mallrave

12/31/2012

| Kodi      | Pershkrimi                   | Vlera            |
|-----------|------------------------------|------------------|
| <b>A</b>  | <b>Materiale Ndhimese</b>    | <b>4,157,836</b> |
| A06       | Te tjera ndihmese            | 231,353          |
| A07       | Eksplozive                   | 439,681          |
| A08       | Bullona dhe Dado             | 26,854           |
| A09       | Profile hekuri               | 55,450           |
| A10       | Rripa transportjери          | 235,563          |
| A13       | Elektroda                    | 4,053            |
| A14       | Kablllo dhe tela             | -                |
| A15       | Kavo,tel                     | 27,273           |
| A16       | Materiale elektrike          | 32,260           |
| A17       | Materiale hidraulike         | 1,252            |
| A20       | Litar Celiku                 | 3,104,097        |
| <b>C</b>  | <b>Lende djegese</b>         | <b>282,380</b>   |
| C04       | Graso                        | 72,468           |
| C07       | Karburant                    | 3,688            |
| C08       | Lubrifikante                 | 206,223          |
| <b>O</b>  | <b>Mjete pune e te tjera</b> | <b>36,150</b>    |
| O04       | Mjete elektrike              | -                |
| O09       | Mjete <500 Lek               | 15,734           |
| O10       | Mjete ne perdorim            | 20,415           |
| <b>S</b>  | <b>Pjese nderrimi</b>        | <b>6,485,187</b> |
| S01       | Kushineta                    | 127,844          |
| S04       | Mjese nderrimi per automjete | 12,561           |
| S06       | Te tjera pjese nderrimi      | 68,496           |
| S08       | Pjese nderrimi mekanike      | 6,199,777        |
| S09       | Pjese nderrimi elektrike     | 59,383           |
| S11       | Ferota                       | 17,126           |
| <b>FP</b> | <b>Produkt i gatshem</b>     | <b>2,266,829</b> |
| Gure      | Gure                         | 2,266,829        |

**TOTAL**

**13,228,382**

Administratore

*Charles Bouri*

Charles Bouri

Edward Samaha

**UNITED QUARRIES  
SH.P.K ELBASAN**



**SHOQERIA:** United Quarries

Datë, 31/03/2012

**NIPTI:** J62904210Q

### **DEKLARATE**

Deklaroj se **Shoqëria** United Quarries me NIPT J62904210Q me administrator Z. Edward Samaha dhe **aksionere:**

1. Shoqeria Seament Albania me NIPT J61827093K perqindja e pjesemarrjes 86%
2. Ministria e Ekonomise Tregtise dhe Energjetikes perqindja e pjesemarrjes 13.09 %
3. Aksionere te ndryshem ish-pronare te truallit te kompanise perqindja e pjesemarrjes 0.91 %

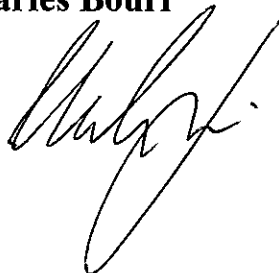
ka hartuar pasqyrat financiare të vitit 2012 komform standarteve kombetare te kontabilitetit.

Hartuesi i pasqyrave financiare eshte:


Egilda Vyshka (ekonomiste e punësuar pranë shoqërisë).

### **Administratorë të Shoqërisë**

*Charles Bouri*  
**Charles Bouri**



**Edward Samaha**



**UNITED QUARRIES  
SH.P.K ELBASAN**

**Aktivet Afatgjata Materiale me vlere fillestare 2012**

| Nr            | Emertimi             | Gjendje<br>01.01.2011 | Shtesa           | Pakesime         | Gjendje<br>31.12.2011 |
|---------------|----------------------|-----------------------|------------------|------------------|-----------------------|
| 1             | Toka                 | 4,048,400             | -                | -                | 4,048,400             |
| 2             | Ndertime             | 189,053,475           | -                | -                | 189,053,475           |
| 3             | Makineri,paisje      | 272,262,869           | 3,673,755        | -                | 275,936,624           |
| 4             | Mjete transporti     | 53,648,592            | 1,952,833        | 1,232,845        | 54,368,580            |
| 5             | Pajisje kompjuterike | 451,648               | -                | -                | 451,648               |
| 1             | Pajisje zyre         | 550,295               | -                | -                | 550,295               |
| 4             | AAM ne proces        | 6,754,462             | -                | 2,256,628        | 4,497,834             |
| <b>TOTALI</b> |                      | <b>526,769,742</b>    | <b>5,626,587</b> | <b>3,489,473</b> | <b>528,906,856</b>    |

**Amortizimi A.A.Materiale 2012**

| Nr            | Emertimi              | Gjendje<br>01.01.2011 | Shtesa            | Pakesime       | Gjendje<br>31.12.2011 |
|---------------|-----------------------|-----------------------|-------------------|----------------|-----------------------|
| 1             | Toka                  | -                     | -                 | -              | -                     |
| 2             | Ndertime              | 178,428,880           | 531,228           | -              | 178,960,108           |
| 3             | Makineri,paisje,vegla | 86,798,090            | 9,373,550         | -              | 96,171,640            |
| 4             | Mjete transporti      | 39,448,110            | 1,068,194         | 868,563        | 39,647,741            |
| 5             | Pajisje kompjuterike  | 440,270               | 2,844             | -              | 443,114               |
| 1             | Pajisje zyre          | 497,660               | 10,524            | -              | 508,184               |
| 4             | AAM ne proces         | -                     | -                 | -              | -                     |
| <b>TOTALI</b> |                       | <b>305,613,010</b>    | <b>10,986,340</b> | <b>868,563</b> | <b>315,730,787</b>    |

**Vlera Kontabel Neto e A.A.Materiale 2012**

| Nr            | Emertimi              | Gjendje<br>01.01.2011 | Shtesa   | Pakesime | Gjendje<br>31.12.2011 |
|---------------|-----------------------|-----------------------|----------|----------|-----------------------|
| 1             | Toka                  | 4,048,400             |          |          | 4,048,400             |
| 2             | Ndertime              | 10,624,595            |          |          | 10,093,367            |
| 3             | Makineri,paisje,vegla | 185,464,779           |          |          | 179,764,984           |
| 4             | Mjete transporti      | 14,200,482            |          |          | 14,720,839            |
| 5             | Pajisje kompjuterike  | 11,378                |          |          | 8,534                 |
| 1             | Pajisje zyre          | 52,635                |          |          | 42,111                |
| 4             | AAM ne proces         | 6,754,462             |          |          | 4,497,834             |
| <b>TOTALI</b> |                       | <b>221,156,732</b>    | <b>0</b> | <b>0</b> | <b>213,176,069</b>    |

Administratore

Charles Bouri

**UNITED QUARRIES  
SH.P.K ELBASAN**

Edward Samaha